

VC SpyGlass RDC

Comprehensive, scalable, low noise reset verification

Overview

Clock domain crossings (CDCs) are a well-known source of metastability, but they are not the only source. Asynchronous reset crossings within the same clock domain can also cause metastability. The use of asynchronous resets is becoming more prevalent because of the broader use of multi-phase power-up boot sequences and increasing software asynchronous resets. Therefore, designs are now more prone to expensive Reset Domain Crossing (RDC) issues, which can add significant time and cost to design and debug cycles and may even escape in silicon resulting in expensive respins. Like CDC verification, RDC verification has become equally essential signoff criteria to ensure that the designs work per the specifications.

Introduction

Three critical measures determine the practical value addition of static RDC verification tools:

1. Time taken to sign off the RTL
2. Completeness and comprehensiveness of RDC verification
3. Flexibility in achieving closure for RDC signoff

VC SpyGlass™ RDC is built on a highly scalable VC SpyGlass RTL Signoff platform that provides a comprehensive methodology with scalable capacity for quality signoff with high debug productivity to address all three criteria.

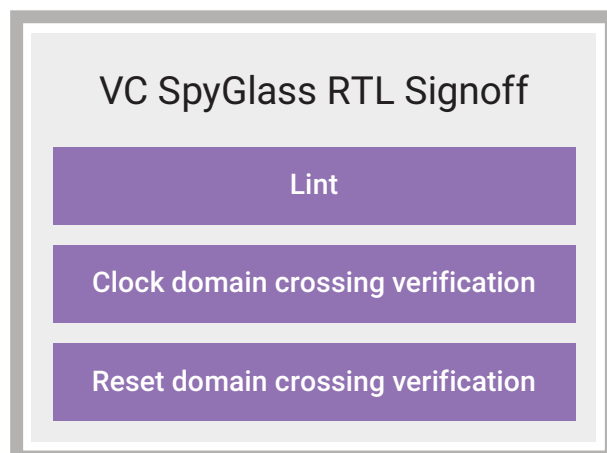


Figure 1: VC SpyGlass RTL Signoff solution

RDC Bug Examples

RDC bugs are caused due to asynchronous reset assertions on the launched sequential flop without honoring receiving sequential clock's arrival, resulting in timing violations causing metastability issues.

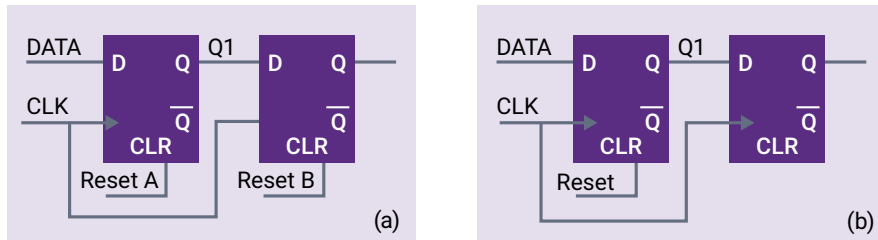


Figure 2: Asynchronous resets on the source and destination flops (a); Asynchronous reset on source flop only (b)

VC SpyGlass RDC Verification

Synopsys' VC SpyGlass RDC architecture is based on six key challenges of scalable RDC verification.

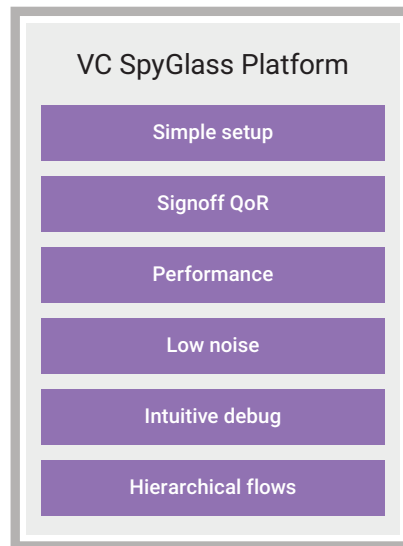


Figure 3: Scalable RDC platform addressing biggest challenges

Ease of Use and Functionality

VC SpyGlass RDC provides a comprehensive solution to address reset crossing domain issues early at RTL, thereby helping in avoiding costly respins.

- Leverages high capacity, fast and proven VC SpyGlass platform architecture
- Automatically extracts the clocks and resets for the designer's review
- Advanced RDC capabilities such as intricate reset relationships, reset to clock relationships, and RDC qualifiers
- Low noise methodology to skip the reset-less sequential elements
- Ability to reuse Design Compiler®, PrimeTime®, and Synopsys VCS® setup by utilizing design constraints and RTL as input
- Fine-grained control to the user for RDC detection to adapt to their specific RDC methodology
- High-performance and efficient debug capabilities using RDC-centric Tcl commands
- Native Verdi® integration for design debug
- Native SDC support for RDC analysis
- Low learning curve and ease of adoption
- Integrated platform that encompasses Lint and CDC solutions

Separating True from False Violations

To accurately isolate reset domain crossing issues, it is necessary to recognize industry-standard design techniques to identify safe RDC crossings. These techniques include:

- Disabling clock, data or enable of the destination flop
- Taking user-defined reset sequencing into account
- Recognizing synchronization techniques (e.g., Qualifiers, isolations, static signals, etc.)

The result of this accurate analysis is a significant reduction in noise. This effort includes time spent upfront on the correct setup, enabling accurate analysis with minimal noise. VC SpyGlass RDC provides a step-by-step approach to develop an efficient setup for comprehensive RDC verification.

Power-Aware RDC Verification

Power domains and resets go together and usually each power domain has its own resets. These resets' assertion and de-assertion sequencing are supposed to be aligned with respective power domain transitions.

Since UPFs aren't considered for RDC Verification at the RTL level, all low power signals are unconnected, resulting in the following critical gaps in verification.

1. Unanalysed (hidden) paths can manifest as asynchronous reset domain crossings in silicon
2. False violations for RDC paths which could be blocked due to UPF isolations

VC SpyGlass RDC, tightly coupled with VC LP™, allows reading existing UPF natively and performing RDC analysis on UPF instrumented RTL (e.g., True connection of switches and ISO devices). Power-Aware RDC verification provides signoff quality design through comprehensive and accurate RDC analysis.

For more information about VC SpyGlass RDC and the rest of the VC SpyGlass RTL Signoff platform, visit www.synopsys.com or contact your local sales representative.